

5553921-1 ✓ ACTIVE

CHAMP | CHAMP Docking Connectors


TE Internal #: 5553921-1

IDC D-Sub Connectors, Receptacle, 26 – 24 AWG Solid Wire Size, .13 – .32 mm² Solid Wire Size, 24 AWG Stranded Wire, CHAMP Docking Connectors

[View on TE.com >](#)



Connectors > D-Shaped Connectors > D-Sub Connectors > IDC D-Sub Connectors > IDC D-Sub: Receptacle Assembly, Signal, 2.16 mm



Connector & Housing Type: **Receptacle**

Solid Wire Size: **.13 – .32 mm²**

Stranded Wire Size: **.33 mm²**

[All IDC D-Sub: Receptacle Assembly, Signal, 2.16 mm \(21\)](#)

Features

Product Type Features

Profile	Standard
Connector Classification	IDC
Slot Type Letter Code	B
Product Category	Connectors
Connector & Housing Type	Receptacle
Connector System	Cable-to-Cable
Connector Product Type	Connector Assembly
Sealable	No
Connector & Contact Terminates To	Wire & Cable

Configuration Features

Number of Positions	50
Number of Rows	2
Compatible With Wire & Cable Type	Discrete Wire, Round Jacketed Cable

Body Features



Color	Black
-------	-------

Contact Features

Contact Mating Area Plating Thickness	.76 µm[30 µin]
Contact Mating Area Plating Material	Gold or Gold Flash over Palladium Nickel
Contact Underplating Material	Palladium Nickel
Contact Base Material	Phosphor Bronze
Contact Current Rating (Max)	3.5 A

Mechanical Attachment

Flange Thickness	Thick
Mating Connector Lock	With
Mating Connector Lock Type	Screwlocks
Panel Mount Feature	Without
Screw & Hole Thread Size	4-40 UNC 2B
Connector Mounting Type	Cable Mount (Free-Hanging)

Housing Features

Housing Material	Polyphenylene
Housing Color Dot Designation	Blue
Housing Color	Black
Centerline (Pitch)	2.16 mm[.085 in]

Dimensions

Insulation Diameter (Max)	1.14 mm[.045 in]
Solid Wire Size	.13 – .32 mm ²
Stranded Wire Size	.33 mm ²
Wire Size	24 AWG

Usage Conditions

Operating Temperature Range	-40 – 75 °C[-40 – 167 °F]
-----------------------------	---------------------------

Operation/Application

Shielded	No
Circuit Application	Signal

Packaging Features

Packaging Method	Box & Tray, Package
Packaging Quantity	100

Product Compliance

For compliance documentation, visit the product page on [TE.com](#)>

EU RoHS Directive 2011/65/EU	Compliant
EU ELV Directive 2000/53/EC	Compliant
China RoHS 2 Directive MIIT Order No 32, 2016	No Restricted Materials Above Threshold
EU REACH Regulation (EC) No. 1907/2006	Current ECHA Candidate List: JUNE 2022 (224) Candidate List Declared Against: JUNE 2022 (224) Does not contain REACH SVHC
Halogen Content	Not Low Halogen - contains Br or Cl > 900 ppm.
Solder Process Capability	Not applicable for solder process capability

Product Compliance Disclaimer



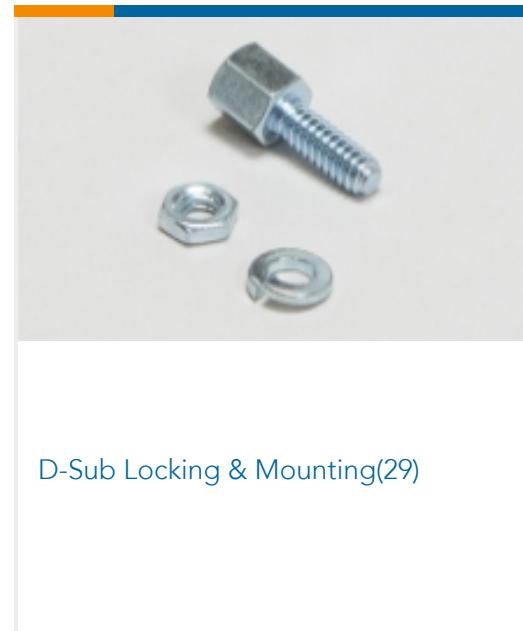
This information is provided based on reasonable inquiry of our suppliers and represents our current actual knowledge based on the information they provided. This information is subject to change. The part numbers that TE has identified as EU RoHS compliant have a maximum concentration of 0.1% by weight in homogenous materials for lead, hexavalent chromium, mercury, PBB, PBDE, DBP, BBP, DEHP, DIBP, and 0.01% for cadmium, or qualify for an exemption to these limits as defined in the Annexes of Directive 2011/65/EU (RoHS2). Finished electrical and electronic equipment products will be CE marked as required by Directive 2011/65/EU. Components may not be CE marked. Additionally, the part numbers that TE has identified as EU ELV compliant have a maximum concentration of 0.1% by weight in homogenous materials for lead, hexavalent chromium, and mercury, and 0.01% for cadmium, or qualify for an exemption to these limits as defined in the Annexes of Directive 2000/53/EC (ELV). Regarding the REACH Regulation, the information TE provides on SVHC in articles for this part number is based on the latest European Chemicals Agency (ECHA) 'Guidance on requirements for substances in articles' posted at this URL: <https://echa.europa.eu/guidance-documents/guidance-on-reach>

Compatible Parts

 <p>TE Part # CAT-357-D650155 IDC D-Sub: Receptacle Kit, Signal, 50, 2.16 mm</p>	 <p>TE Part # CAT-357-D65015 IDC D-Sub: Connector Kit, Plug, Signal, 2.16 mm</p>	 <p>TE Part # CAT-357-D601 IDC D-Sub: Receptacle Assembly, Signal, 2.16 mm</p>	 <p>TE Part # CAT-357-D658 IDC D-Sub: Plug Assembly, Signal, Cable to Cable, 2.16 mm</p>
---	--	---	---



Also in the Series | CHAMP Docking Connectors



Documents

Product Drawings

ASSY, RCPT, 50 POSN, B SLOT

English

CAD Files

3D PDF

3D

Customer View Model

[ENG_CVM_CVM_5553921-1_O.2d_dxf.zip](#)

English

Customer View Model

[ENG_CVM_CVM_5553921-1_O.3d_igs.zip](#)

English

Customer View Model

[ENG_CVM_CVM_5553921-1_O.3d_stp.zip](#)

English



By downloading the CAD file I accept and agree to the [Terms and Conditions](#) of use.

Product Specifications

Product Specification

English

Product Specification

English

Connector, CHAMP

English

Connector, CHAMP

Japanese

Product Specification

Japanese